



Poinsettia Patchwork

From *Quilter's Newsletter Magazine*
<http://www.quiltersnewsletter.com>

*P*oinsettia block by Carlie Sexton. Flop and repeat the one-quarter pattern portion shown to re-create Carlie's 18" block. See the December, 2001 issue (#338) of *Quilter's Newsletter Magazine* for the complete *Poinsettia Patchwork* article which features advanced piecing and applique techniques.




Poinsettia Patchwork

From *Quilter's Newsletter Magazine*
<http://www.quiltersnewsletter.com>

Carrie Hall's poinsettia block is shown at 50% of actual size. Enlarge as needed to accommodate your individual quilting needs.

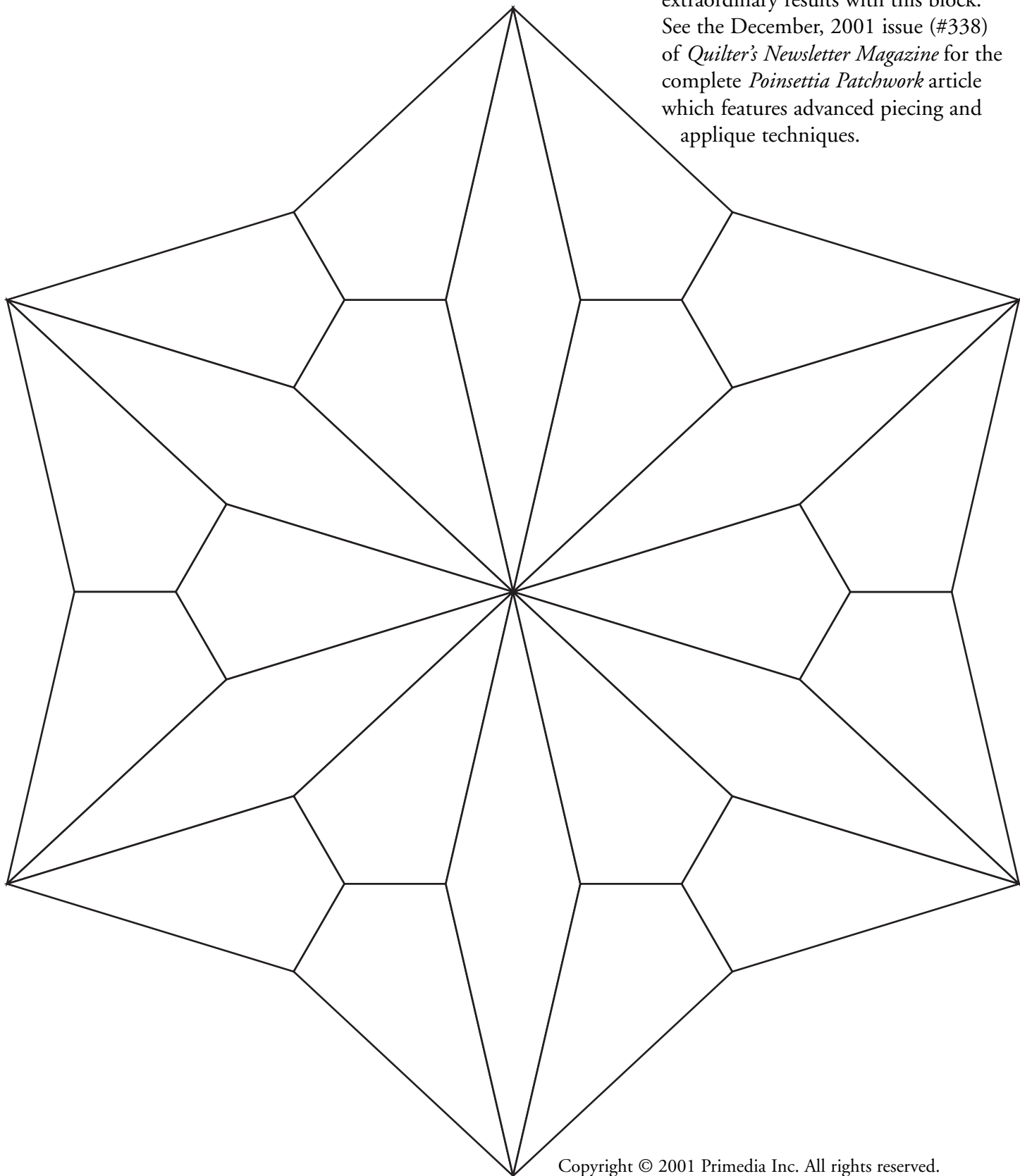
See the December, 2001 issue (#338) of *Quilter's Newsletter Magazine* for the complete *Poinsettia Patchwork* article which features advanced piecing and applique techniques.



Poinsettia Patchwork

From *Quilter's Newsletter Magazine*
<http://www.quiltersnewsletter.com>

*P*oinsettia block by Home Art Studios.
Careful color placement will yield
extraordinary results with this block.
See the December, 2001 issue (#338)
of *Quilter's Newsletter Magazine* for the
complete *Poinsettia Patchwork* article
which features advanced piecing and
applique techniques.





Poinsettia Patchwork

From *Quilter's Newsletter Magazine*
<http://www.quiltersnewsletter.com>

*A*ntique poinsettia block by Marie Webster. Flop and repeat the one-quarter pattern portion shown to re-create the complete block.

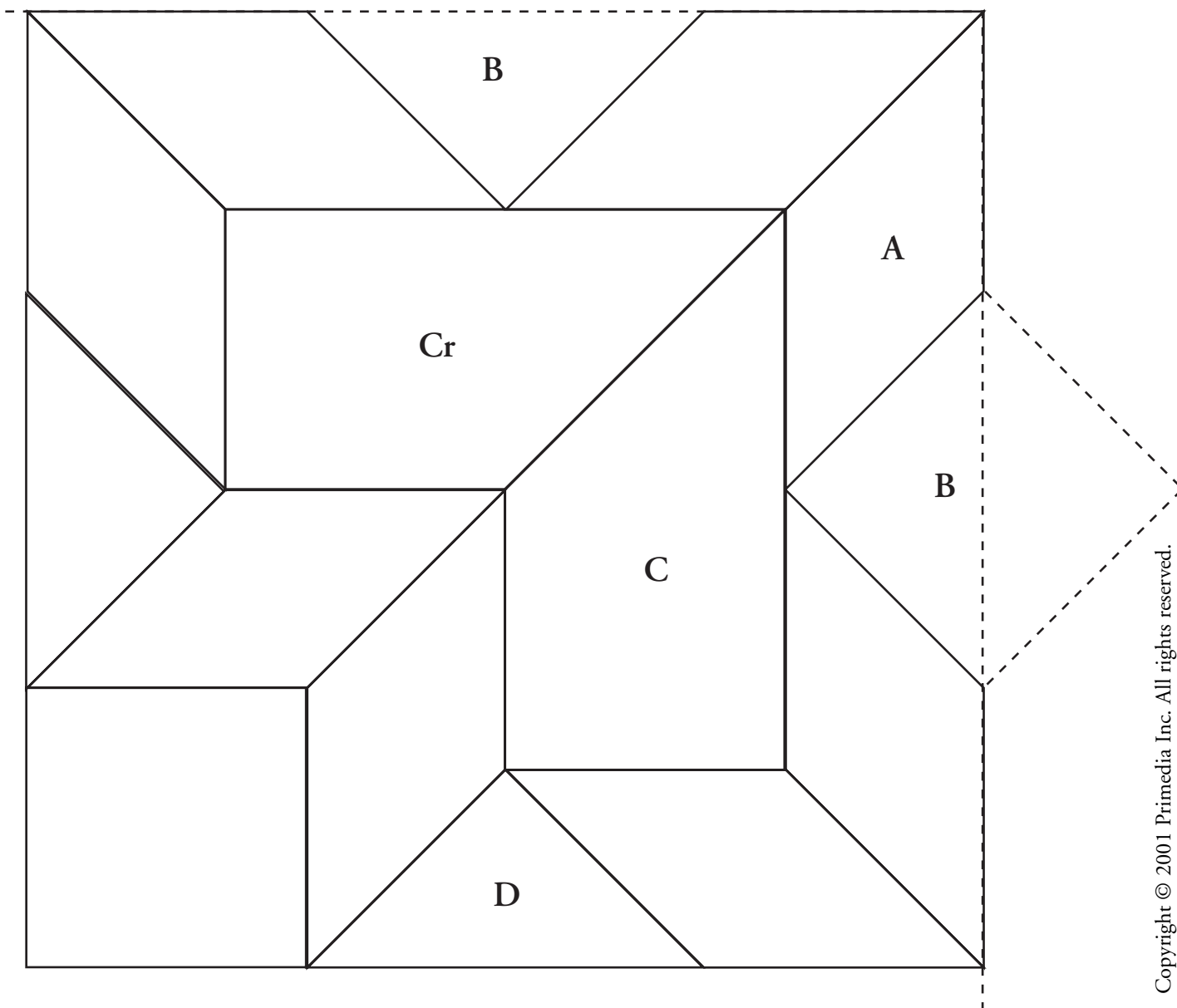
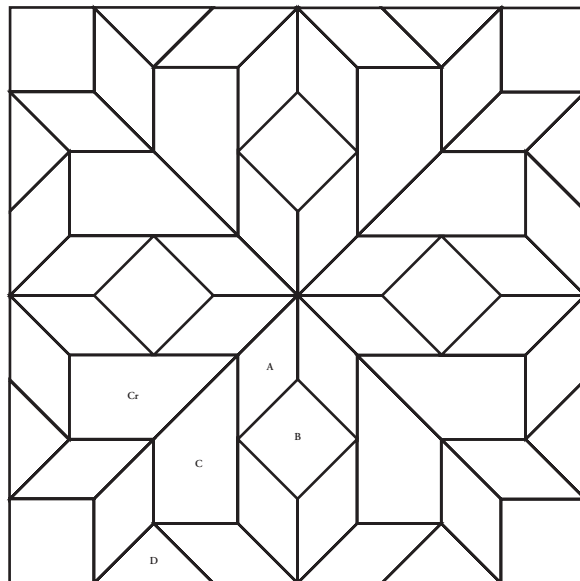
See the December, 2001 issue (#338) of *Quilter's Newsletter Magazine* for the complete *Poinsettia Patchwork* article which features advanced piecing and applique techniques.



Poinsettia Patchwork

From *Quilter's Newsletter Magazine*
<http://www.quiltersnewsletter.com>

*P*oinsettia block by Monica Mitchell.
Flop and repeat the one-quarter pattern
portion shown to re-create Monica's 12"
block, or check back issue *QNM* #70 for
the complete pattern.
See the December, 2001 issue (#338) of
Quilter's Newsletter Magazine for the
complete *Poinsettia Patchwork* article
which features advanced piecing and
applique techniques.




Poinsettia Patchwork

From Quilter's Newsletter Magazine
<http://www.quiltersnewsletter.com>

This block from Mountain Mist can be enlarged or reduced to fit your individual quilting needs.

See the December, 2001 issue (#338) of *Quilter's Newsletter Magazine* for the complete *Poinsettia Patchwork* article which features advanced piecing and applique techniques.




Poinsettia Patchwork

From *Quilter's Newsletter Magazine*
<http://www.quiltersnewsletter.com>

Nancy Cabot's *Poinsettia Bouquet* makes a lively poinsettia block pattern. Enlarge or reduce as needed to fit your individual quilting needs.

See the December, 2001 issue (#338) of *Quilter's Newsletter Magazine* for the complete *Poinsettia Patchwork* article which features advanced piecing and applique techniques.



Poinsettia Patchwork

From *Quilter's Newsletter Magazine*
<http://www.quiltersnewsletter.com>

*P*oinsettia block by Ruth Finley. Flop and repeat the one-quarter pattern portion shown to re-create the complete block. See the December, 2001 issue (#338) of *Quilter's Newsletter Magazine* for the complete *Poinsettia Patchwork* article which features advanced piecing and applique techniques.

