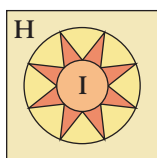
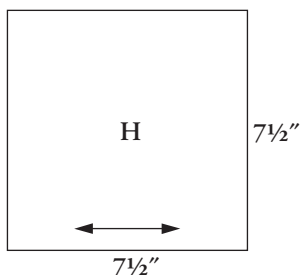


# Grow and Be Happy

## Paper Foundation Piecing Pattern



**BORDER STAR**  
Make 8



The complete "Grow and Be Happy" pattern appears in the May 2004 issue of *Quilter's Newsletter Magazine* (no. 362). See that issue for complete pattern directions. The eight-pointed star shown here is presented at full-size for your convenience. Please check printouts for size before piecing blocks. The finished little star has a diameter of  $5\frac{3}{8}$ ".

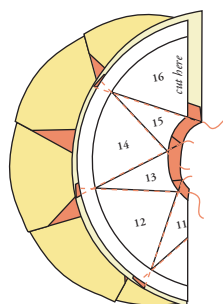
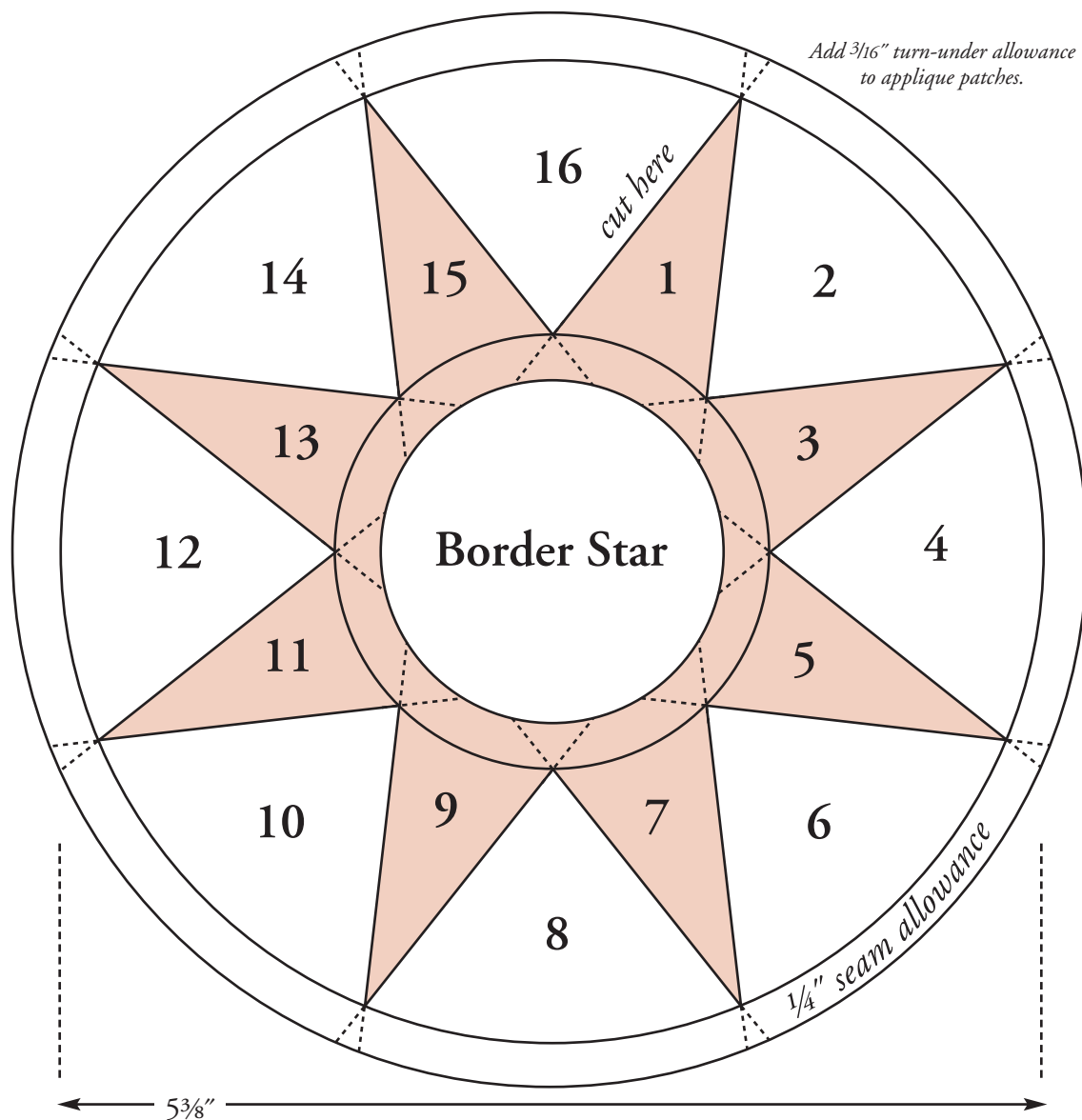
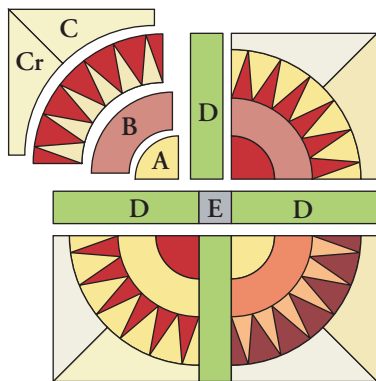


Fig. 1

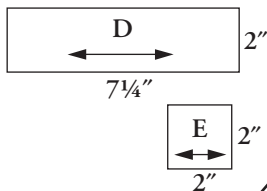


# Grow and Be Happy

## Paper Foundation Piecing Pattern



BLOCK PIECING  
Make 9



The complete "Grow and Be Happy" pattern appears in the May 2004 issue of *Quilter's Newsletter Magazine* (no. 362). See that issue for complete pattern directions. The paper-foundation-pieced arc given here is presented at full-size for your convenience. Please check printouts for size before piecing blocks.

